

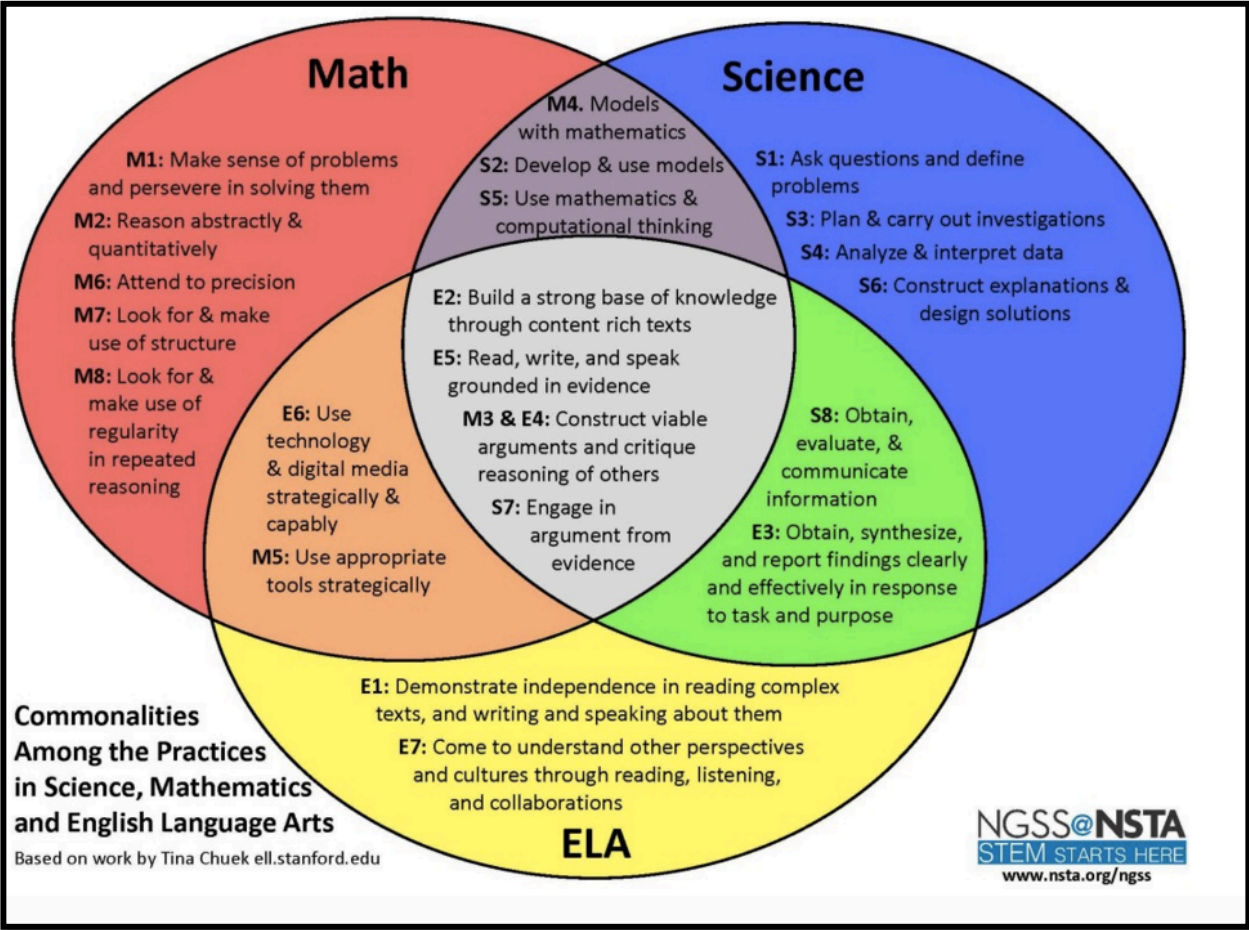


Introduction to Next Generation Science Standards


Illinois State Board of Education and Illinois Mathematics and Science Academy



SEI TEAM
Illinois Mathematics and Science Academy (IMSA)



<https://www.nextgenscience.org/>



QUICK SEARCH NEXT GENERATION SCIENCE ADVANCED SEARCH

STANDARDS

KEYWORD SEARCH

BY PRACTICE

BY GRADE

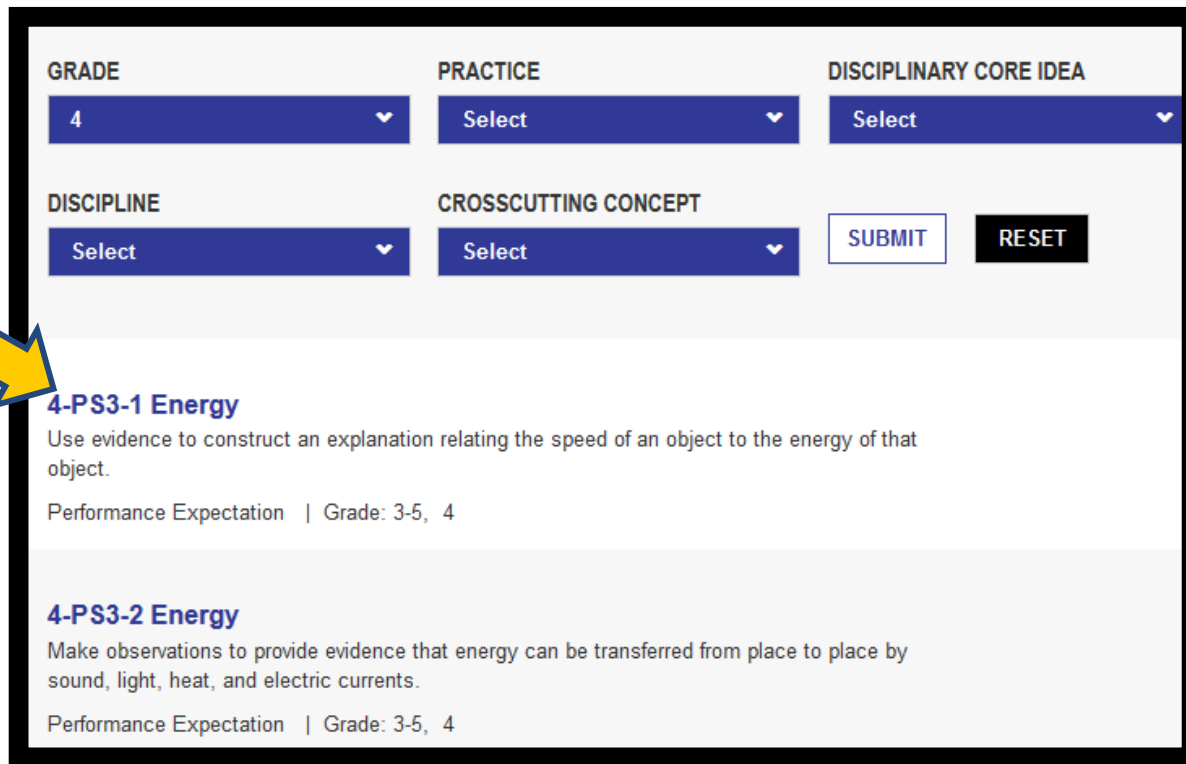
BY CROSSCUTTING CONCEPT

BY DISCIPLINARY CORE IDEA

Resu

Improving Science Education Through Three-Dimensional Learning

Click 4-PS3-1
to view details
for this
Performance
Expectation



The screenshot shows a search interface for NextGen Science standards. At the top, there are three dropdown menus: 'GRADE' (set to 4), 'PRACTICE' (set to Select), and 'DISCIPLINARY CORE IDEA' (set to Select). Below these are two more dropdown menus: 'DISCIPLINE' (set to Select) and 'CROSSCUTTING CONCEPT' (set to Select). To the right of these are 'SUBMIT' and 'RESET' buttons. The search results are displayed below, with a yellow arrow pointing to the first result, '4-PS3-1 Energy'. The details for this result are: 'Use evidence to construct an explanation relating the speed of an object to the energy of that object.' and 'Performance Expectation | Grade: 3-5, 4'. The second result is '4-PS3-2 Energy', with details: 'Make observations to provide evidence that energy can be transferred from place to place by sound, light, heat, and electric currents.' and 'Performance Expectation | Grade: 3-5, 4'.

| GRADE | PRACTICE | DISCIPLINARY CORE IDEA |
|-------|----------|------------------------|
| 4 | Select | Select |

| DISCIPLINE | CROSSCUTTING CONCEPT |
|------------|----------------------|
| Select | Select |

4-PS3-1 Energy
Use evidence to construct an explanation relating the speed of an object to the energy of that object.
Performance Expectation | Grade: 3-5, 4

4-PS3-2 Energy
Make observations to provide evidence that energy can be transferred from place to place by sound, light, heat, and electric currents.
Performance Expectation | Grade: 3-5, 4

<https://www.nextgenscience.org/search-standards?keys=&tid%5B%5D=104>

Students who demonstrate understanding can:

- 4-PS3-1.** Use evidence to construct an explanation relating the speed of an object to the energy of that object. *[Assessment Boundary: Assessment does not include quantitative measures of changes in the speed of an object or on any precise or quantitative definition of energy.]*

The performance expectation above was developed using the following elements from the NRC document *A Framework for K-12 Science Education*:

Science and Engineering Practices

Constructing Explanations and Designing Solutions

Constructing explanations and designing solutions in 3–5 builds on K–2 experiences and progresses to the use of evidence in constructing explanations that specify variables that describe and predict phenomena and in designing multiple solutions to design problems.

- Use evidence (e.g., measurements, observations, patterns) to construct an explanation.

Disciplinary Core Ideas

PS3.A: Definitions of Energy

- The faster a given object is moving, the more energy it possesses.

Crosscutting Concepts

Energy and Matter

- Energy can be transferred in various ways and between objects.

Connections to other DCIs in fourth grade: N/A

Articulation of DCIs across grade-levels:

MS.PS3.A

Common Core State Standards Connections:

ELA/Literacy -

RI.4.1

Refer to details and examples in a text when explaining what the text says explicitly and when drawing inferences from the text. (4-PS3-1)

RI.4.3

Explain events, procedures, ideas, or concepts in a historical, scientific, or technical text, including what happened and why, based on specific information in the text. (4-PS3-1)

RI.4.9

Integrate information from two texts on the same topic in order to write or speak about the subject knowledgeably. (4-PS3-1)

W.4.2

Write informative/explanatory texts to examine a topic and convey ideas and information clearly. (4-PS3-1)

W.4.8

Recall relevant information from experiences or gather relevant information from print and digital sources; take notes and categorize information, and provide a list of sources. (4-PS3-1)

W.4.9

Draw evidence from literary or informational texts to support analysis, reflection, and research. (4-PS3-1)

* The performance expectations marked with an asterisk integrate traditional science content with engineering through a Practice or Disciplinary Core Idea.

The section entitled "Disciplinary Core Ideas" is reproduced verbatim from *A Framework for K-12 Science Education: Practices, Cross-Cutting Concepts, and Core Ideas*. Integrated and reprinted with permission from the National Academy of Sciences.

Viewing Options

- Hide Popup
- Black and White
- Practices and Core Ideas
- Practices and Crosscutting Concepts

Use browser zoom to increase text size (ctrl + on PC, command + on Mac)

Related Evidence Statements

4-PS3-1 Evidence Statements

How to Read the Standards

The standards integrate three dimensions within each standard and have intentional connections across standards. [More...](#)

<https://www.nextgenscience.org/pe/4-ps3-1-energy>

Evidence Statements

- ✓ Guide Lesson Development
- ✓ Specifics - Details
- ✓ What Students are Doing

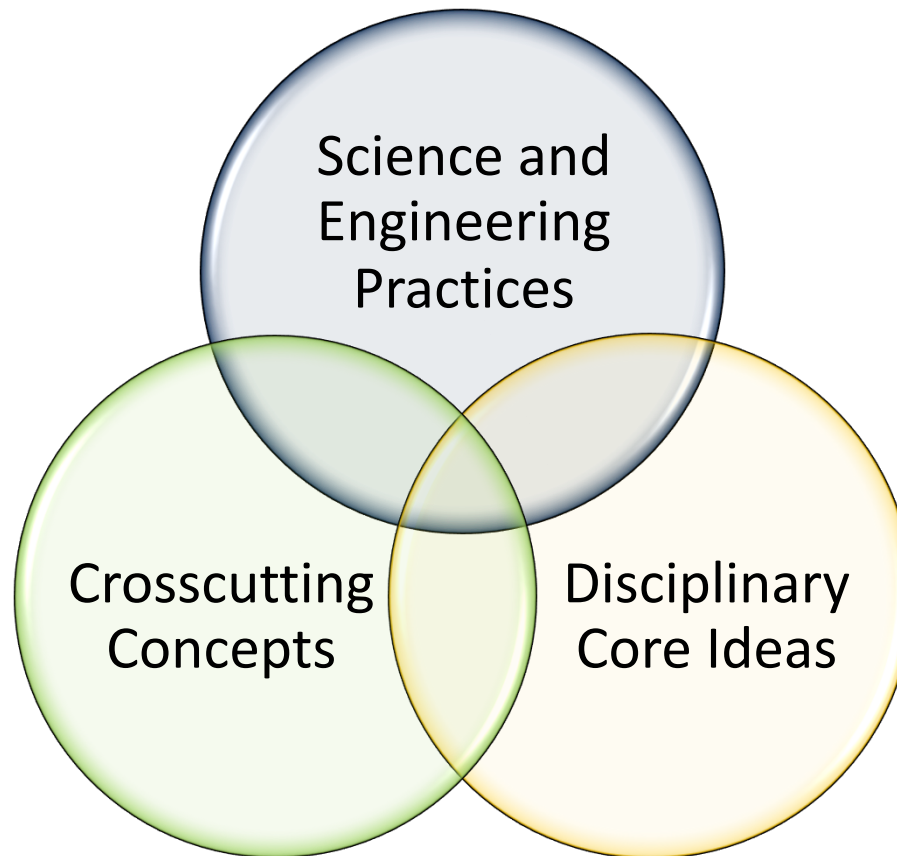
| 4-PS3-1 Energy | |
|--|--|
| <p>Students who demonstrate understanding can:</p> <p>4-PS3-1. Use evidence to construct an explanation relating the speed of an object to the energy of that object. <i>[Assessment Boundary: Assessment does not include quantitative measures of changes in the speed of an object or on any precise or quantitative definition of energy.]</i></p> <p><small>The performance expectation above was developed using the following elements from the NRC document <i>A Framework for K-12 Science Education</i>:</small></p> | |
| <p>Science and Engineering Practices</p> <p>Constructing Explanations and Designing Solutions</p> <p>Constructing explanations and designing solutions in 3–5 builds on K–2 experiences and progresses to the use of evidence in constructing explanations that specify variables that describe and predict phenomena and in designing multiple solutions to design problems.</p> <ul style="list-style-type: none"> Use evidence (e.g., measurements, observations, patterns) to construct an explanation. | <p>Disciplinary Core Ideas</p> <p>PS3.A: Definitions of Energy</p> <ul style="list-style-type: none"> The faster a given object is moving, the more energy it possesses. |
| <p>Crosscutting Concepts</p> <p>Energy and Matter</p> <ul style="list-style-type: none"> Energy can be transferred in various ways and between objects. | |
| <p>Observable features of the student performance by the end of the grade:</p> | |
| <p>1 Articulating the explanation of phenomena</p> | |
| a | Students articulate a statement that relates the given phenomenon to a scientific idea, including that the speed of a given object is related to the energy of the object (e.g., the faster an object is moving, the more energy it possesses). |
| b | Students use the evidence and reasoning to construct an explanation for the phenomenon. |
| <p>2 Evidence</p> | |
| a | Students identify and describe* the relevant given evidence for the explanation, including: |
| i. | The relative speed of the object (e.g., faster vs. slower objects). |
| ii. | Qualitative indicators of the amount of energy of the object, as determined by a transfer of energy from that object (e.g., more or less sound produced in a collision, more or less heat produced when objects rub together, relative speed of a ball that was stationary following a collision with a moving object, more or less distance a stationary object is moved). |
| <p>3 Reasoning</p> | |
| a | Students use reasoning to connect the evidence to support an explanation for the phenomenon. In the explanation, students describe* a chain of reasoning that includes: |
| i. | Motion can indicate the energy of an object. |
| ii. | The faster a given object is moving, the more observable impact it can have on another object (e.g., a fast-moving ball striking something (a gong, a wall) makes more noise than does the same ball moving slowly and striking the same thing). |
| iii. | The observable impact of a moving object interacting with its surroundings reflects how much energy was able to be transferred between objects and therefore relates to the energy of the moving object. |
| iv. | Because faster objects have a larger impact on their surroundings than objects moving more slowly, they have more energy due to motion (e.g., a fast-moving ball striking a gong makes more noise than a slow-moving ball doing the same thing because it has more energy that can be transferred to the gong, producing more sound). [Note: This refers only to relative bulk motion energy, not potential energy, to remain within the DCI.] |
| v. | Therefore, the speed of an object is related to the energy of the object. |

Evidence Statements

| Observable features of the student performance by the end of the grade: | |
|---|--|
| 1 | Articulating the explanation of phenomena |
| a | Students articulate a statement that relates the given phenomenon to a scientific idea, including that the speed of a given object is related to the energy of the object (e.g., the faster an object is moving, the more energy it possesses). |
| b | Students use the evidence and reasoning to construct an explanation for the phenomenon. |
| 2 | Evidence |
| a | Students identify and describe* the relevant given evidence for the explanation, including: <ul style="list-style-type: none"> i. The relative speed of the object (e.g., faster vs. slower objects). ii. Qualitative indicators of the amount of energy of the object, as determined by a transfer of energy from that object (e.g., more or less sound produced in a collision, more or less heat produced when objects rub together, relative speed of a ball that was stationary following a collision with a moving object, more or less distance a stationary object is moved). |
| 3 | Reasoning |
| a | Students use reasoning to connect the evidence to support an explanation for the phenomenon. In the explanation, students describe* a chain of reasoning that includes: <ul style="list-style-type: none"> i. Motion can indicate the energy of an object. ii. The faster a given object is moving, the more observable impact it can have on another object (e.g., a fast-moving ball striking something (a gong, a wall) makes more noise than does the same ball moving slowly and striking the same thing). iii. The observable impact of a moving object interacting with its surroundings reflects how much energy was able to be transferred between objects and therefore relates to the energy of the moving object. iv. Because faster objects have a larger impact on their surroundings than objects moving more slowly, they have more energy due to motion (e.g., a fast-moving ball striking a gong makes more noise than a slow-moving ball doing the same thing because it has more energy that can be transferred to the gong, producing more sound). [Note: This refers only to relative bulk motion energy, not potential energy, to remain within the DCI.] v. Therefore, the speed of an object is related to the energy of the object. |



3 Dimensional Teaching



Students who demonstrate understanding can:

4-PS3-1. Use evidence to construct an explanation relating the speed of an object to the energy of that object. [Assessment Boundary: Assessment does not include quantitative measures of changes in the speed of an object or on any precise or quantitative definition of energy.]

The performance expectation above was developed using the following elements from the NRC document *A Framework for K-12 Science Education*:

Science and Engineering Practices

Constructing Explanations and Designing Solutions
Constructing explanations and designing solutions in 3–5 builds on K–2 experiences and progresses to the use of evidence in constructing explanations that specify variables that describe and predict phenomena and in designing multiple solutions to design problems.

- Use evidence (e.g., measurements, observations, patterns) to construct an explanation.

Disciplinary Core Ideas

PS3.A: Definitions of Energy

- The faster a given object is moving, the more energy it possesses.

Crosscutting Concepts

Energy and Matter

- Energy can be transferred in various ways and between objects.

Connections to other DCIs in fourth grade: N/A

Articulation of DCIs across grade-levels:

MS.PS3.A

Common Core State Standards Connections:

ELA/Literacy -

- RI.4.1** Refer to details and examples in a text when explaining what the text says explicitly and when drawing inferences from the text. (4-PS3-1)
- RI.4.3** Explain events, procedures, ideas, or concepts in a historical, scientific, or technical text, including what happened and why, based on specific information in the text. (4-PS3-1)
- RI.4.9** Integrate information from two texts on the same topic in order to write or speak about the subject knowledgeably. (4-PS3-1)
- W.4.2** Write informative/explanatory texts to examine a topic and convey ideas and information clearly. (4-PS3-1)
- W.4.8** Recall relevant information from experiences or gather relevant information from print and digital sources; take notes and categorize information, and provide a list of sources. (4-PS3-1)
- W.4.9** Draw evidence from literary or informational texts to support analysis, reflection, and research. (4-PS3-1)

<https://www.nextgenscience.org/pe/4-ps3-1-energy>

Performance Expectation (PE)

Students who demonstrate understanding can:

4-PS3-1. Use evidence to construct an explanation relating the speed of an object to the energy of that object. *[Assessment Boundary: Assessment does not include quantitative measures of changes in the speed of an object or on any precise or quantitative definition of energy.]*

What

How

<https://www.nextgenscience.org/pe/4-ps3-1-energy>



Connections to

- ✓ Other Ideas in Science
- ✓ CCSS

Connections to other DCIs in fourth grade: N/A

Articulation of DCIs across grade-levels:

MS.PS3.A

Common Core State Standards Connections:

ELA/Literacy -

RI.4.1 Refer to details and examples in a text when explaining what the text says explicitly and when drawing inferences from the text. (4-PS3-1)

RI.4.3 Explain events, procedures, ideas, or concepts in a historical, scientific, or technical text, including what happened and why, based on specific information in the text. (4-PS3-1)

RI.4.9 Integrate information from two texts on the same topic in order to write or speak about the subject knowledgeably. (4-PS3-1)

W.4.2 Write informative/explanatory texts to examine a topic and convey ideas and information clearly. (4-PS3-1)

W.4.8 Recall relevant information from experiences or gather relevant information from print and digital sources; take notes and categorize information, and provide a list of sources. (4-PS3-1)

W.4.9 Draw evidence from literary or informational texts to support analysis, reflection, and research. (4-PS3-1)

<https://www.nextgenscience.org/pe/4-ps3-1-energy>

Three Dimensions of Science Instruction

(Use the bookmark <http://stemteachingtools.org/pd/stem-teaching-tools-bookmark>)

| | | |
|--|---|--|
| <p>Science and Engineering Practices</p> <p>Constructing Explanations and Designing Solutions</p> <p>Constructing explanations and designing solutions in 3–5 builds on K–2 experiences and progresses to the use of evidence in constructing explanations that specify variables that describe and predict phenomena and in designing multiple solutions to design problems.</p> <ul style="list-style-type: none">• Use evidence (e.g., measurements, observations, patterns) to construct an explanation. | <p>Disciplinary Core Ideas</p> <p>PS3.A: Definitions of Energy</p> <ul style="list-style-type: none">• The faster a given object is moving, the more energy it possesses. | <p>Crosscutting Concepts</p> <p>Energy and Matter</p> <ul style="list-style-type: none">• Energy can be transferred in various ways and between objects. |
|--|---|--|

<https://www.nextgenscience.org/pe/4-ps3-1-energy>

Science & Engineering Practices (SEP)

Science and Engineering Practices

Constructing Explanations and Designing Solutions

Constructing explanations and designing solutions in 3–5 builds on K–2 experiences and progresses to the use of evidence in constructing explanations that specify variables that describe and predict phenomena and in designing multiple solutions to design problems.

- Use evidence (e.g., measurements, observations, patterns) to construct an explanation.

✓ What Scientists & Engineers Do



<https://www.nextgenscience.org/pe/4-ps3-1-energy>

Science and Engineering Practices (SEP)

(Active Participation)

- Asking Questions and Defining Problems
- Developing and Using Models
- Planning and Carrying Out Investigations
- Analyzing and Interpreting Data
- Using Mathematics and Computational Thinking
- Constructing Explanations and Designing Solutions
- Engaging in Argument from Evidence
- Obtaining, Evaluating, and Communicating Information

<http://www.nextgenscience.org/>

Appendix F

Three Dimensions of Science Instruction


(Use the bookmark <http://stemteachingtools.org/pd/stem-teaching-tools-bookmark>)

| Science and Engineering Practices | Disciplinary Core Ideas | Crosscutting Concepts |
|---|---|--|
| <p>Constructing Explanations and Designing Solutions Constructing explanations and designing solutions in 3–5 builds on K–2 experiences and progresses to the use of evidence in constructing explanations that specify variables that describe and predict phenomena and in designing multiple solutions to design problems.</p> <ul style="list-style-type: none">• Use evidence (e.g., measurements, observations, patterns) to construct an explanation. | <p>PS3.A: Definitions of Energy</p> <ul style="list-style-type: none">• The faster a given object is moving, the more energy it possesses. | <p>Energy and Matter</p> <ul style="list-style-type: none">• Energy can be transferred in various ways and between objects. |

<https://www.nextgenscience.org/pe/4-ps3-1-energy>

Crosscutting Concepts (CCC)

Connections Among Branches of Science & Engineering



Crosscutting Concepts

Energy and Matter

- Energy can be transferred in various ways and between objects.

- Energy & Matter Applies To**
- ✓ Life Science
 - ✓ Physical Science
 - ✓ Earth and Space Science
 - ✓ Engineering, Technology and the Application of Science

<https://www.nextgenscience.org/pe/4-ps3-1-energy>

Crosscutting Concepts (CCC) (Connections)

- ✓ Patterns
- ✓ Cause and effect: Mechanism and explanation
- ✓ Scale, proportion, and quantity
- ✓ Systems and system models
- ✓ Energy and matter: Flows, cycles, and conservation
- ✓ Structure and function
- ✓ Stability and change

<http://www.nextgenscience.org/>
Appendix G

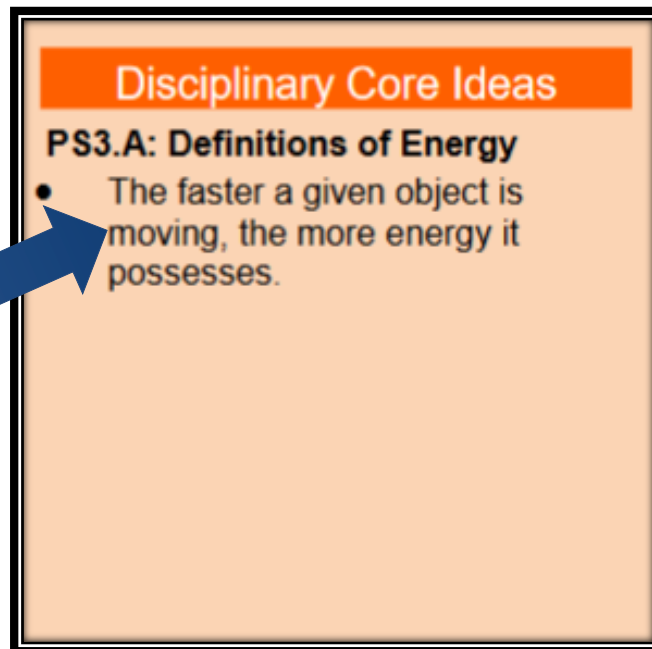
Three Dimensions of Science Instruction

(Use the bookmark <http://stemteachingtools.org/pd/stem-teaching-tools-bookmark>)

| Science and Engineering Practices | Disciplinary Core Ideas | Crosscutting Concepts |
|---|---|--|
| <p>Constructing Explanations and Designing Solutions Constructing explanations and designing solutions in 3–5 builds on K–2 experiences and progresses to the use of evidence in constructing explanations that specify variables that describe and predict phenomena and in designing multiple solutions to design problems.</p> <ul style="list-style-type: none">• Use evidence (e.g., measurements, observations, patterns) to construct an explanation. | <p>PS3.A: Definitions of Energy</p> <ul style="list-style-type: none">• The faster a given object is moving, the more energy it possesses. | <p>Energy and Matter</p> <ul style="list-style-type: none">• Energy can be transferred in various ways and between objects. |

<https://www.nextgenscience.org/pe/4-ps3-1-energy>

Disciplinary Core Ideas (DCI)



Disciplinary Core Ideas

PS3.A: Definitions of Energy

- The faster a given object is moving, the more energy it possesses.

- ✓ What Students Need to Know
- ✓ Formerly Called Content

<https://www.nextgenscience.org/pe/4-ps3-1-energy>

Disciplinary Core Ideas (DCI)

(Ideas or Branches)

- PS – Physical Science
- LS – Life Science
- ESS – Earth and Space Science
- ETS – Engineering, Technology and the Application of Science

<http://ngss.nsta.org/DisciplinaryCoreIdeasTop.aspx>

Appendix E

DIGITAL COMMONS PLACE HOLDER